




FEATURES

- Highly Polished Aluminum Tubing
- 1.9" OD 6061-T6 Aluminum Tube Schd #40
- 0.145" Wall Thickness
- 1.05" OD Aluminum Bracing
- Ready To Accept Pre-Wired Lamp Bar
- Lamp Bar Drops Fixtures Through Bottom For Full Focus Ability
- Fabricated By Certified Welders
- Custom Lengths & Corners Available
- Available With Steel Spigots
- Powder Coating Available

This plated pre-rigged truss is designed where truss height is critical to accommodate a lamp bar fitted with standard PAR cans. The main chords are 1.9" OD 6061-T6 schedule 40 aluminum with 1.05" OD bracing and 5/8" grade 8 bolts are included for assembly of the truss elements. Lamp bars and casters can be supplied as optional items.



PLATED ALLOWABLE LOAD DATA

SPAN (ft.)	UNIFORMLY DISTRIBUTED LOAD			CENTER POINT LOAD	
	LOAD (#/ft.)	LOAD (#)	MAX. DEFL. (in.)	LOAD (#)	MAX. DEFL. (in.)
7'-9"	1974	15299	0.043	13377	0.600
15'-6"	855	13252	0.298	6628	0.241
23'-3"	374	8695	0.670	4351	0.543
31'-0"	206	6386	1.190	3193	0.971
38'-9"	128	4960	1.860	2482	1.527
46'-6"	86	3999	2.678	1994	2.216
54'-3"	60	3255	3.622	1635	3.044

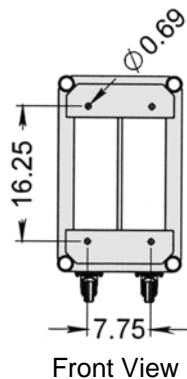
Connection: 5/8" Dia. x 2" Grade 8 Bolts

Weight Load Certified By Structural Engineer **SINGLE USE**

ORDERING INFORMATION

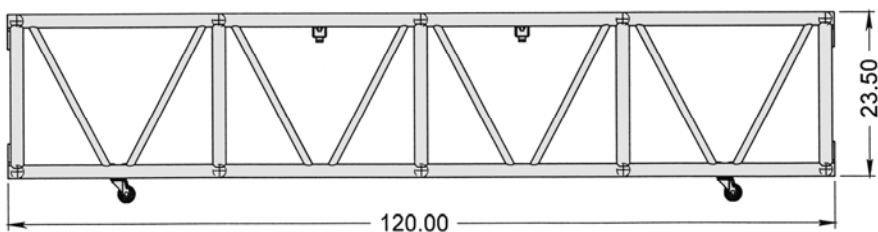
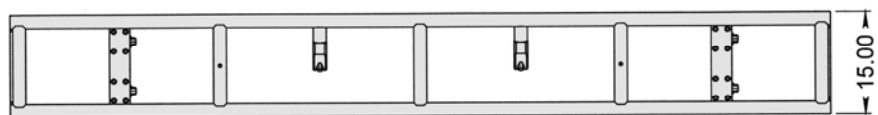
Item No.	Dimensions	Weight
12-02-120	15" x 23.5" x 120"	77 lbs. est
12-02-093	15" x 23.5" x 93"	67 lbs.
12-02-060	15" x 23.5" x 60"	45 lbs.
12-02-004	4-Way Corner	35 lbs.
12-05-004	Casters/Set of 4	8 lbs.

LAMP BARS AND CASTERS SOLD SEPARATELY
See Page 22 For Lampbar Information



Top View

Side View



Standard Corner

