




### FEATURES

- Highly Polished Aluminum Tubing
- 1.9" OD 6061-T6 Aluminum Tube Schd #40
- 0.145" Wall Thickness
- 1.05" OD Aluminum Bracing
- Ready To Accept Pre-Wired Lamp Bars
- Eight Bolt Pattern (also bolts to 20.5x20.5)
- Lamp Bars Drop Fixtures Through Bottom For Full Focus Ability
- Fabricated By Certified Welders
- Custom Lengths & Corners Available
- Available With Steel Spigots
- Powder Coating Available

This plated pre-rigged truss is designed to accommodate two lamp bars fitted with Source 4 lighting fixtures. The main chords are 1.9" OD 6061-T6 schedule 40 aluminum with 1.05" OD bracing and 5/8" grade 8 bolts are included for assembly of the truss elements. Lamp bars and casters can be supplied as optional items.



### PLATED ESTIMATED LOAD DATA

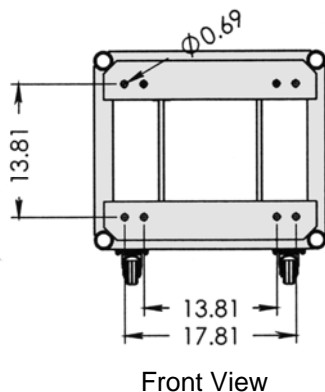
SPAN (ft.)	UNIFORMLY DISTRIBUTED LOAD			CENTER POINT LOAD	
	LOAD (#/ft.)	LOAD (#)	MAX. DEFL. (in.)	LOAD (#)	MAX. DEFL. (in.)
10	700	7000		2200	
20	275	5500		1800	
30	117	3500		1600	
40	50	2000		1100	

Connection: 5/8" Dia. x 2" Grade 8 Bolts

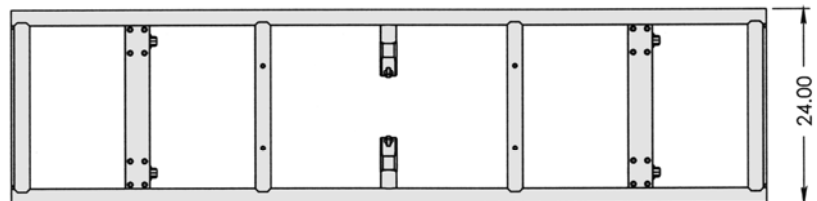
### ORDERING INFORMATION

Item No.	Dimensions	Weight
12-04-120	24" x 20.5" x 120"	100 lbs.
12-04-093	24" x 20.5" x 93"	89 lbs.
12-04-004	4-Way Corner	50 lbs.
12-05-004	Casters/Set of 4	8 lbs.

**LAMP BARS AND CASTERS SOLD SEPARATELY**  
See Page 22 For Lampbar Information



Top View



Side View

