



FEATURES

- Highly Polished Aluminum Tubing
- 1.9" OD 6061-T6 Aluminum Tube Schd #40
- 0.145" Wall Thickness
- 1.05" OD Aluminum Bracing
- Ready To Accept Pre-Wired Lamp Bars
- Eight Bolt Pattern
- Lamp Bars Drop Fixtures Through Bottom For Full Focus Ability
- Fabricated By Certified Welders
- Custom Lengths & Corners Available
- Available With Steel Spigots
- Powder Coating Available

This plated pre-rigged truss is designed to accommodate two lamp bars fitted with standard PAR cans. The main chords are 1.9" OD 6061-T6 schedule 40 aluminum with 1.05" OD bracing and 5/8" grade 8 bolts are included for assembly of the truss elements. Lamp bars and casters can be supplied as optional items.



PLATED ALLOWABLE LOAD DATA

| SPAN (ft.) | UNIFORMLY DISTRIBUTED LOAD | | | CENTER POINT LOAD | |
|------------|----------------------------|----------|------------------|-------------------|------------------|
| | LOAD (#/ft.) | LOAD (#) | MAX. DEFL. (in.) | LOAD (#) | MAX. DEFL. (in.) |
| 10 | 906 | 9060 | .043 | 8451 | .065 |
| 20 | 416 | 8320 | .319 | 4162 | .255 |
| 30 | 180 | 5400 | .699 | 2705 | .560 |
| 40 | 97 | 3880 | 1.198 | 1955 | .959 |
| 50 | 59 | 2950 | 1.782 | 1488 | 1.426 |

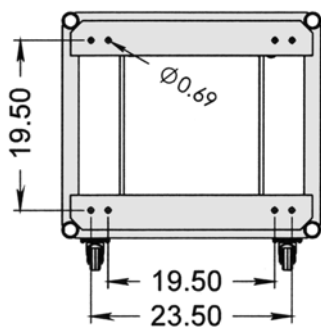
Connection: 5/8" Dia. x 2" Grade 8 Bolts

Weight Load Certified By Structural Engineer ****SINGLE USE****

ORDERING INFORMATION

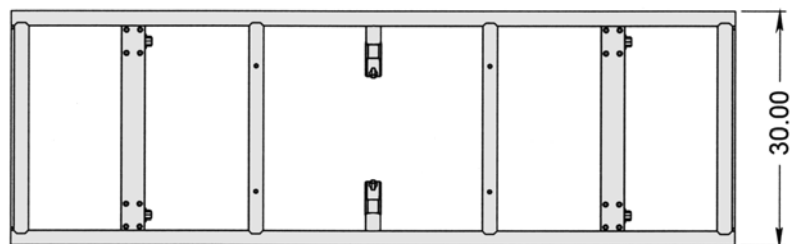
| Item No. | Dimensions | Weight |
|-----------|------------------|----------|
| 12-03-120 | 30" x 26" x 120" | 117 lbs. |
| 12-03-093 | 30" x 26" x 93" | 103 lbs. |
| 12-03-004 | 4-Way Corner | 54 lbs. |
| 12-05-004 | Casters/Set of 4 | 8 lbs. |

LAMP BARS AND CASTERS SOLD SEPARATELY
See Page 22 For Lampbar Information

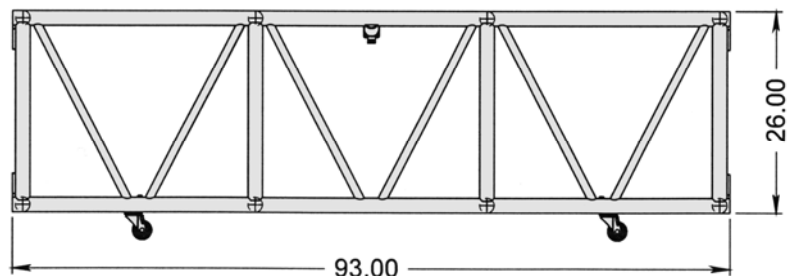


Front View

Top View



Side View



Standard Corner

