




EURO FEATURES

- Highly Polished Aluminum Tubing
- 1.9" OD 6061-T6 Aluminum Tube Schd #40
- 0.145" Wall Thickness
- 1/2" Solid Aluminum Rod Bracing
- 1-3/4" x 1/4" Aluminum End Plates
- Fabricated by Certified Welders
- Custom Lengths & Corners Available
- Powder Coating Available

Euro Box truss is manufactured with 1.9" OD main chords and 1/2" solid aluminum rod bracing. 3/8" grade 5 bolts are included for assembly of the truss elements. It is ideal for trade show booths, small venues, retail showrooms and other installations with light load limits. The highly polished aluminum finish blends with contemporary design elements or this truss can be powder coated to match any interior design scheme. The Architectural series of truss is ideal for circles, stars and other unique projects.



PLATED ALLOWABLE LOAD DATA

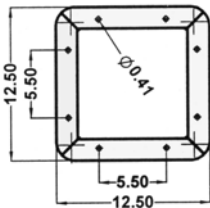
SPAN (ft.)	UNIFORMLY DISTRIBUTED LOAD			CENTER POINT LOAD	
	LOAD (#/ft.)	LOAD (#)	MAX. DEFL. (in.)	LOAD (#)	MAX. DEFL. (in.)
12" x 12" Euro Box Truss Weight Loading Info					
10	232	2320	0.07	2022	0.09
20	113	2260	0.52	2106	0.76
30	74	2220	1.72	1359	1.73
40	27	1080	2.28	557	1.94
50	8	400	2.30	205	2.05
16" x 16" Euro Box Truss Weight Loading Info					
10	300	3000		2300	
20	140	2800		1800	
30	53.3	1600		750	
40	22.5	900		500	

Connection: 3/8" Dia. x 1-1/4" Grade 5 Bolts

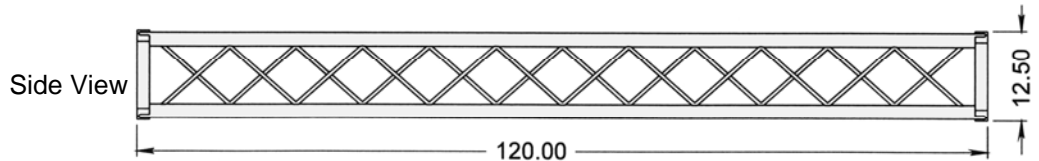
12"x12" Weight Load Certified By Structural Engineer ****SINGLE USE****

ORDERING INFORMATION

Item No.	Dimensions	Weight
8-12-120	12" x 12" x 10'	53 lbs.
8-12-096	12" x 12" x 8'	51 lbs.
8-12-060	12" x 12" x 5'	30 lbs.
8-12-030	12" x 12" x 2.5'	13 lbs.
8-12-006	6-Way Corner	14 lbs.
8-16-120	16" x 16" x 10'	62 lbs.
8-16-096	16" x 16" x 8'	42 lbs.
8-16-060	16" x 16" x 5'	33 lbs.
8-16-030	16" x 16" x 2.5'	22 lbs.
8-16-006	6-Way Corner	18 lbs.

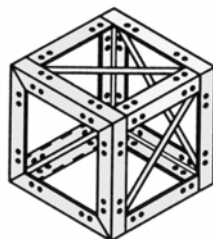


Front View



Side View

Standard Corner



Custom Corner

