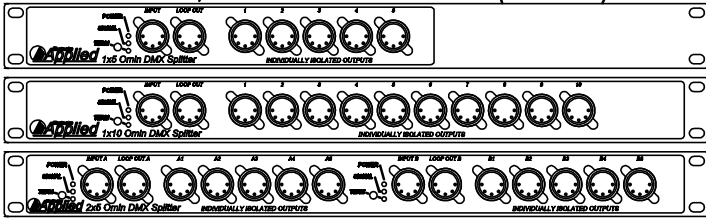


APPLIED ELECTRONICS STANDARD POWER DISTRIBUTION RACK PANELS

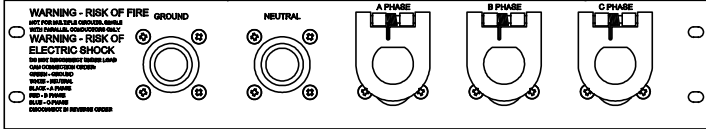
OMNI 1x5, 1x10 & 2x5 DMX SPLITTERS (5 or 3 PIN)



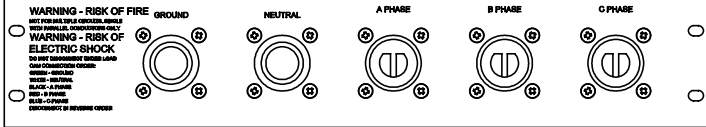
BLANK (CUSTOM CONFIGURATION OR COMPANY LOGO) (1U-4U)



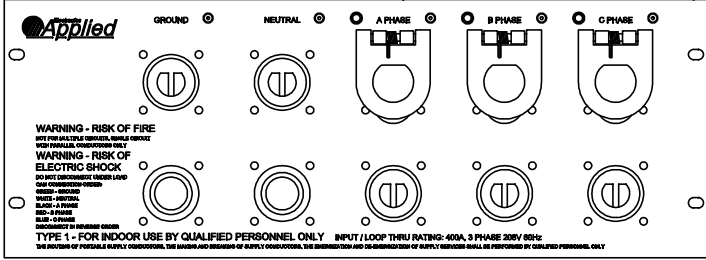
CAM OUT (W or W/O GND. & NEU. REVERSED)



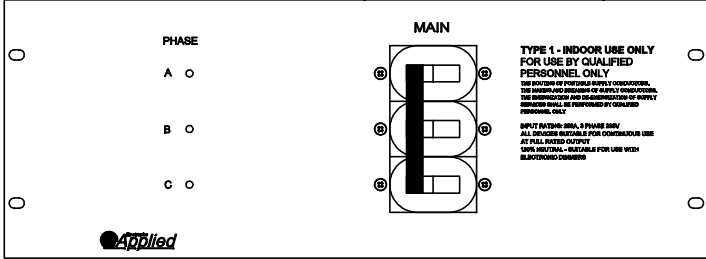
CAM IN (W or W/O GND. & NEU. REVERSED)



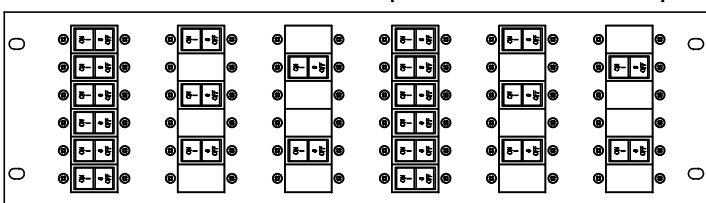
CAM IN/OUT W/ LEDs & TEST POINTS (W or W/O GND. & NEU. REV.)



MAIN CIRCUIT BREAKER (100A, 200A, 250A, 400A)

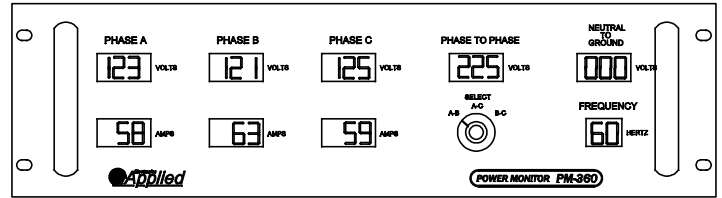


6X6 BRANCH CIRCUIT BREAKERS (1,2 & 3 POLE, 20, 30 & 50A)*

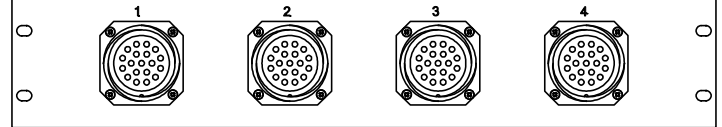


* BREAKER CONFIGURATION DETERMINED BY OUTPUT CONNECTORS

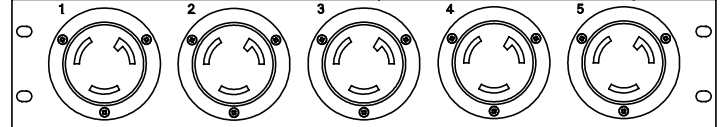
PM-360 POWER MONITOR SYSTEM



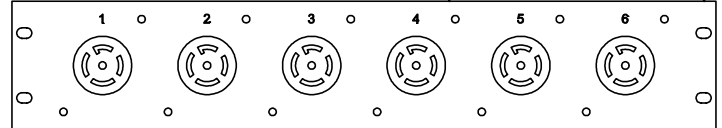
2U 4 "SOCO" (110V or 208V)



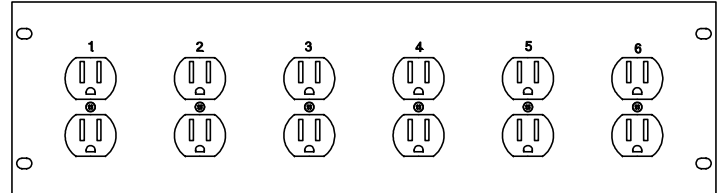
2U 5 "FLANGE" TWISTLOCK (20A 1POLE - 50A 3 POLE)



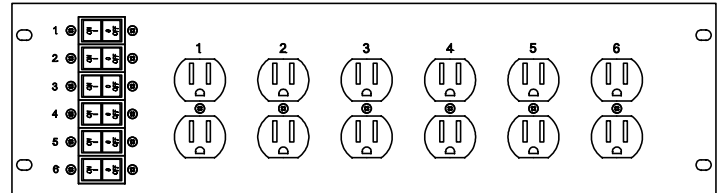
2U 5 "SINGLE RECEPTACLE" TWISTLOCK (20A 1POLE - 50A 3 POLE)



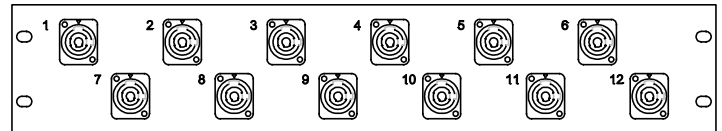
3U 6 EDISON



3U 6 EDISON W/ BREAKERS



2U 6 or 12 POWERCON or TRUE-1



CUSTOM 2,3&4U FOR ANY CONNECTOR, BREAKER OR APPLICATION

